



Quality of Life as Regional KM Principle

Simon Dueckert (Cogneon)



World Conference on Intellectual Capital for Communities
- Sixth Edition -

Presentation at IC6
01.06.2010, World Bank Office, Paris

Quality of Life as Regional KM Principle



Images: em-n.eu, Flickr, Medical Valley

- European Metropolregion Nuremberg (EMN, Germany)
- WaBe – Vision of EMN based on Quality of Life
- Project Example: EMN Science Day 2010
- Knowledge-intensive Cluster Medical Valley
 - Germany's Leading Edge Cluster Competition
 - Medical Valley Facts
 - Medical Valley Campus
 - Cluster Management 2.0 - Knowledge Infrastructure (Medical Valley Collaboration, Medical Valley Talks)
 - Position in Mercer Quality of Living Ranking 2010

- Electrical Engineer (Digital Communications)
- First KM Projects in Fraunhofer Institute for Integrated Circuits (IIS) in Erlangen/Germany in 1999.
- Foundation of **Cogneon GmbH**, Consultancy for Knowledge Management, Learning Organization, Knowledge Work and Knowledge Society in 2001
- Other Roles:
 - Vice President of German KM Association (GfWM e.V.)
 - Member of **New Club of Paris** (NCoP)
 - Jury-Member of **Most Admired Knowledge City Award** (MAKCi)



https://www.xing.com/profile/Simon_Dueckert (Profil)

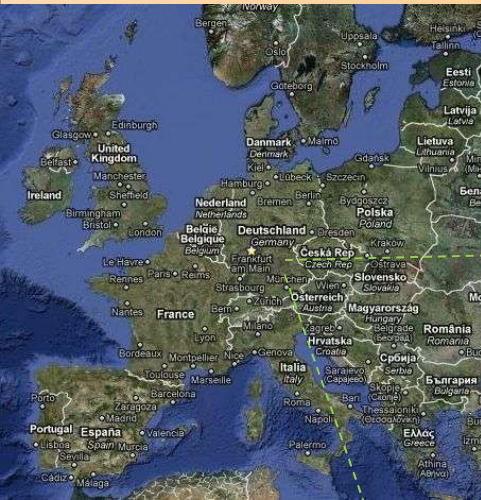


<http://twitter.com/simondueckert> (Tweet)



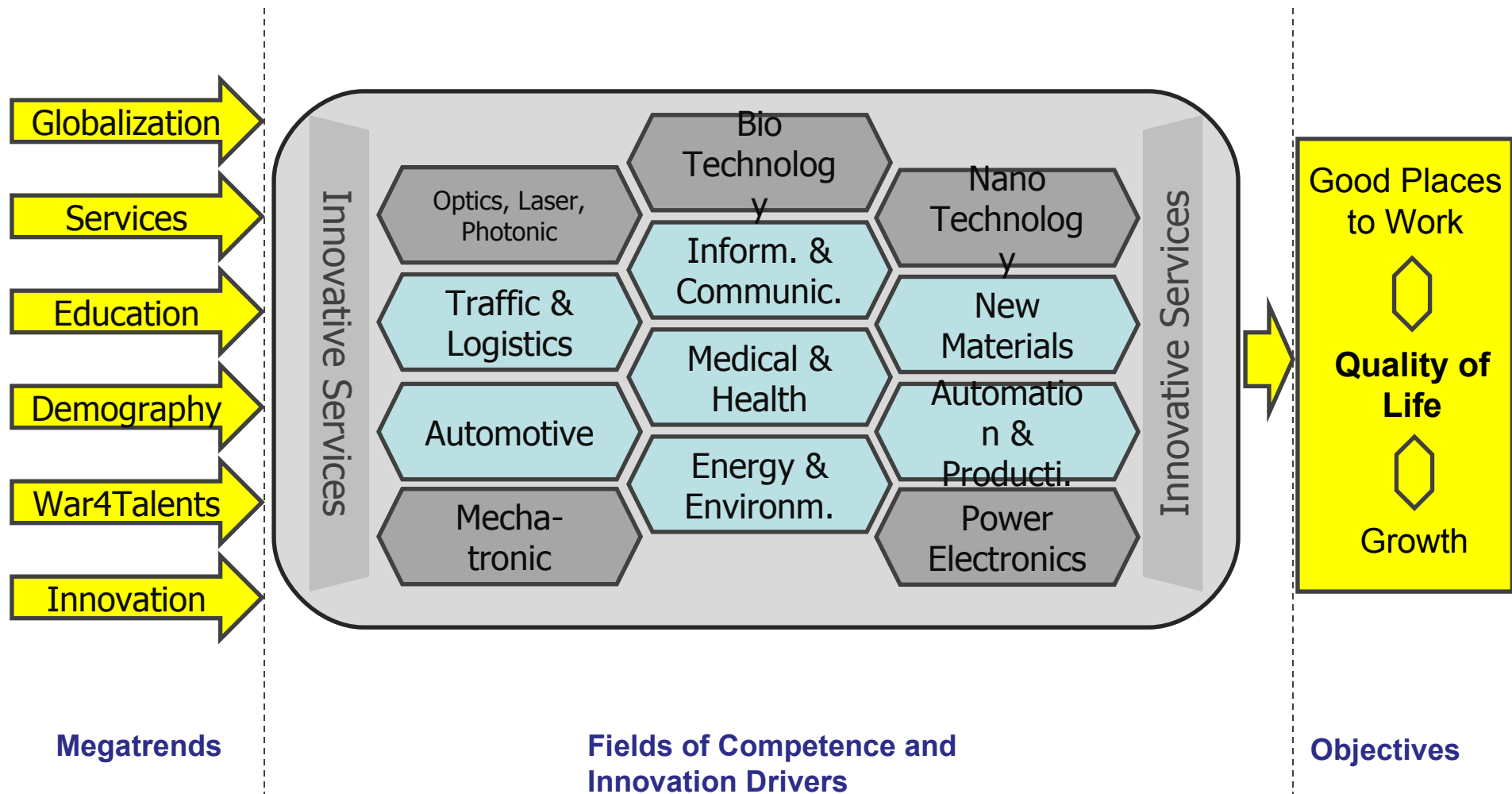
<http://www.cogneon.de/blog/2> (Weblog)

European Metropolregion Nuremberg



- ❖ 3.5 million citizens
- ❖ 150.000 Companies
- ❖ > 50.000 Freelancers
- ❖ GDP € 100 billion
- ❖ Export ratio > 45%
- ❖ Service ratio > 60 %
- ❖ 12 Cities, 21 Municipalities
- ❖ 18 Universities

Hint: For report on regional knowledge portal and knowledge map see <http://www.cogneon.de/node/2932>



Hint: unofficial translation of the official image in <http://www.ihk-nuernberg.de/nbg/Metropolregion-Nuernberg/Leitbild/index.html>.

Core Topic Science Day 2010: Everything for the People!



Location: Bamberg



Science,
Business and
Politics meet

Universities and research Org. can show their insights in a poster session



Criteria for Leading Edge Clusters:

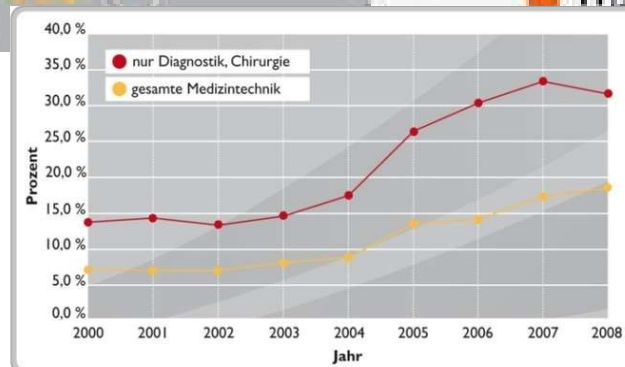
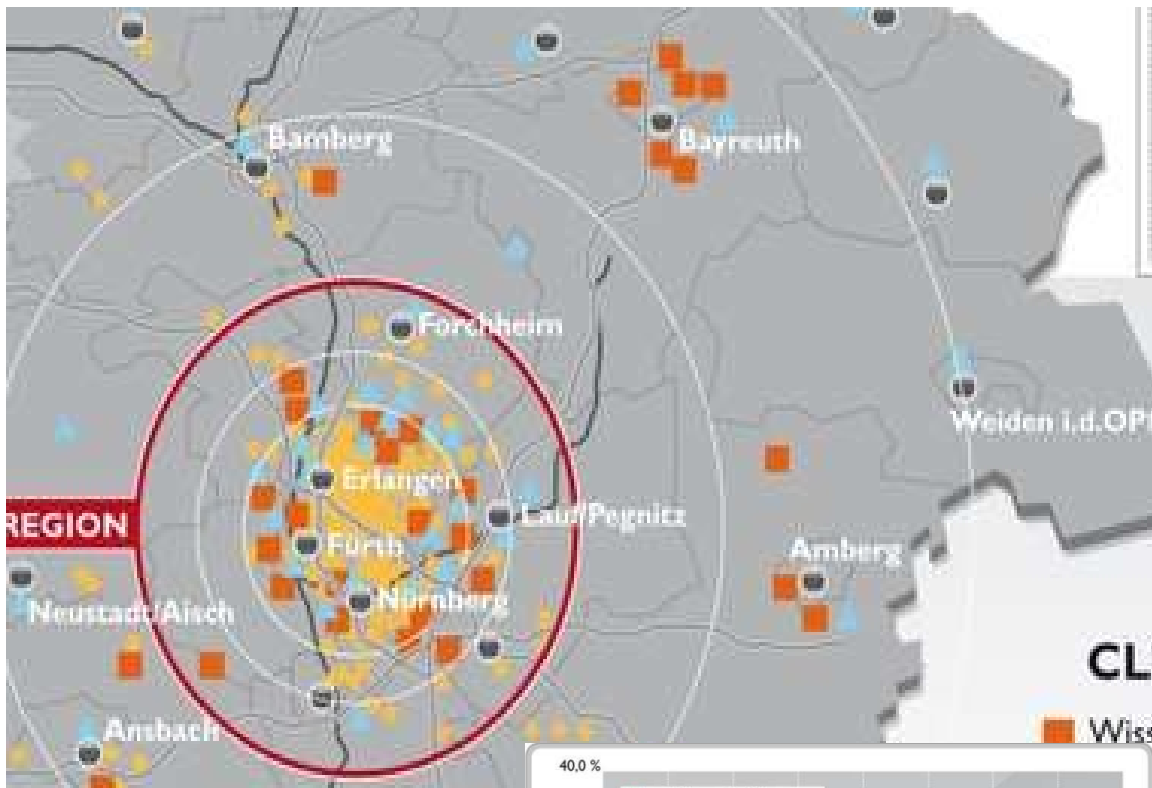


- The cluster must possess the necessary critical mass, the necessary potential and high development dynamism.
- Implementation of the strategy involves significant financial participation by business and private investors. The planned projects build on the strengths of the cluster and lead to sustainable changes.
- The strategy enables the raising of innovative capacity, the development of unique selling points relevant to the competitive environment and the attainment or consolidation of a leading international position.
- The preconditions for implementation of the strategy are fulfilled. The cluster strategy is characterised by economic feasibility; instruments are available for ensuring sustainability following the end of funding.

Source: <http://www.bmbf.de/en/10726.php>

Germany's 10 Leading Edge Clusters:

- BioRN - Biotechnologie, Metropolregion Rhein-Neckar)
- Cool Silicon - Energy Efficiency Innovations from Silicon Saxony
- Forum Organic Electronics (Metropolregion Rhein-Neckar)
- Luftfahrtcluster (Metropolregion Hamburg)
- Solarvalley Mitteldeutschland
- Software-Cluster (Region around Darmstadt, Kaiserslautern, Karlsruhe, Saarbrücken und Walldorf)
- Münchner Biotech Cluster
- **Medical Valley (European Metropolregion Nuremberg)**
- MicroTEC Südwest (Baden Württemberg)
- EffizienzCluster LogistikRuhr (Ruhrgebiet)



- ❖ 180 dedicated Med-Tech companies (> 16.000 employees)
- ❖ 2.500 new jobs in the last eight years
- ❖ 18 universities, 90.000 students, 1.500 postgraduates
- ❖ 43 hospitals (> 20.000 hospital beds)
- ❖ 22 extra-faculty research institutes involved in MedTech
- ❖ 100 MedTech Start-Ups since 1996
- ❖ 18.6% of MedTech patents applications in germany (32% in diagnostics and surgery)

Source: Medical Valley EMN e.V.



1 **Medical Valley EMN e.V.**

2 **Siemens Healthcare**
Global Headquarter

3 **Siemens Healthcare**
MR-Fabrik

4 **Biotronik**

5 **Innovationszentrum**
Medizintechnik und Pharma
Erlangen

6 **Medizintechnische**
Lehrstühle der FAU

- Medizinische Physik
- Physikalisch-Medizinische Technik
- Biotechnik

7 **Wissens- und Technologie-**
transferstelle der FAU

8 **Corscience**

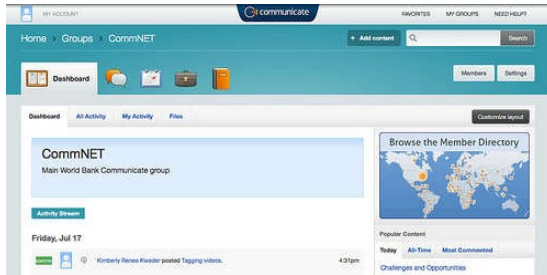
9 **MedTech CapitalFonds**

10 **Universitätsklinikum**
Erlangen

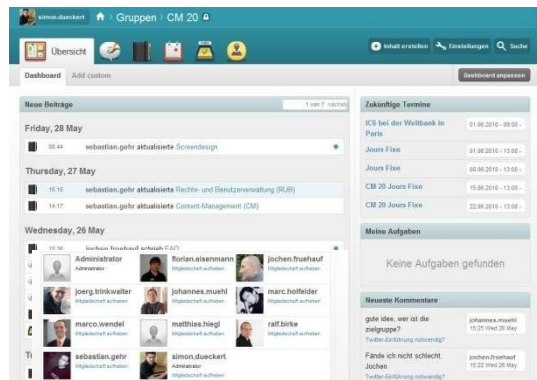

11 **METEAN/Fraunhofer IIS**

12 **Imaging Science Institute**

Source: Medical Valley EMN e.V.



World Bank



Medical Valley



- ❖ Project „Cluster Management 2.0“ started 05/2010
- ❖ Provides Knowledge Infrastructure and a Knowledge Coach for 43 Cluster Projects
- ❖ Collaboration Portal with Social Networking based on software developed for World Bank's Intranet
- Thank You World Bank and Development Seed!**
- ❖ Starting in autumn 2010: Medical Valley Talks and Coworking – Knowledge Sharing and Networking like Google Talks

Leading Edge Cluster Medical Valley Position in Mercer QoL Ranking

City rankings

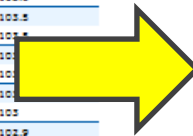
Top 50 cities: Quality of living ranking

Base City: New York, US (=100)

Rank 2010	City	Country	QoL index 2010
1	VIENNA	AUSTRIA	108.6
2	ZURICH	SWITZERLAND	108
3	GENEVA	SWITZERLAND	107.9
4	VANCOUVER	CANADA	107.4
4	AUCKLAND	NEW ZEALAND	107.4
6	DUSSELDORF	GERMANY	107.2
7	FRANKFURT	GERMANY	107
7	MUNICH	GERMANY	107
9	BERN	SWITZERLAND	106.6
10	SYDNEY	AUSTRALIA	106.3
11	COPENHAGEN	DENMARK	106.1
12	WELLINGTON	NEW ZEALAND	105.9
13	AMSTERDAM	NETHERLANDS	105.7
14	OTTAWA	CANADA	105.5
15	BRUSSELS	BELGIUM	105.4
16	TORONTO	CANADA	105.3
17	BERLIN	GERMANY	105
18	MELBOURNE	AUSTRALIA	104.8
19	LUXEMBOURG	LUXEMBOURG	104.5
20	STOCKHOLM	SWEDEN	104.5
21	PERTH	AUSTRALIA	104.1
21	MONTREAL	CANADA	104.1
21	HAMBURG	GERMANY	104.1
24	NURNBURG	GERMANY	103.9
24	OSLO	NORWAY	103.9
26	CANBERRA	AUSTRALIA	103.6
26	DUBLIN	IRELAND	103.6
26	CAUGARY	CANADA	103.6
26	SINGAPORE	SINGAPORE	103.6
30	STUTTGART	GERMANY	103
31	HONOLULU	UNITED STATES	103
32	ADLAIDE	AUSTRALIA	103
32	SAN FRANCISCO	UNITED STATES	103
34	PARIS	FRANCE	102.9
35	HELSINKI	FINLAND	102.8
36	BRISBANE	AUSTRALIA	102.4
37	BOSTON	UNITED STATES	102.2
38	LYON	FRANCE	101.9
39	LONDON	UNITED KINGDOM	101.6
40	TOKYO	JAPAN	101.4
41	MILAN	ITALY	100.8
41	KOBE	JAPAN	100.8
41	YOKOHAMA	JAPAN	100.8
44	BARCELONA	SPAIN	100.6
45	LISBON	PORTUGAL	100.3
46	CHICAGO	UNITED STATES	100.3
46	WASHINGTON	UNITED STATES	100.3
48	MADRID	SPAIN	100.2
49	NEW YORK CITY	UNITED STATES	100
50	SEATTLE	UNITED STATES	99.8

Rank 2010	City	Country	QoL index 2010
1	VIENNA	AUSTRIA	108.6
2	ZURICH	SWITZERLAND	108
3	GENEVA	SWITZERLAND	107.9
4	VANCOUVER	CANADA	107.4
4	AUCKLAND	NEW ZEALAND	107.4
6	DUSSELDORF	GERMANY	107.2

21	MONTREAL	CANADA	104.1
23	HAMBURG	GERMANY	104.1
24	NURNBURG	GERMANY	103.9
24	OSLO	NORWAY	103.9
26	CANBERRA	AUSTRALIA	103.6



Source: http://www.mercer.com/qualityoflivingpr#City_Ranking_Tables

Thank You!

Cogneon GmbH
Henkestr. 91
D-91052 Erlangen
<http://www.cogneon.de>

Hr. Simon Dückert
simon.dueckert@cogneon.de
+49 9131 616 6666

